




Atelier  
the art and design studio



# NID/UCEED Brouchure





# About us



- Atelier is the brainchild of an Award winning fine artist, art educator, designer.
- We have taught and mentored thousands of Indian and International students for Art, Architecture and Various streams of Design as their Career and Hobby.
- We have juried several college art events, competitions, inclusive most popular art fest of IIT Powai Indigo fest and NM College Umang Festival.
- We are officially associated with the Education Board of Vocational Training and Research, Maharashtra to certify students for their Courses learnt with us after clearing the exam.

# Our Esteemed Clients



We have successfully conducted creative workshops and Art murals for various corporates including

- NESCO (Mural),
- Global Geometry,
- Hindustan Unilever (Product Launch) and
- WPP (Global CEO Meet).



# Our Key Features



Personalised  
training Modules



Small batch size



Online and Offline  
Classroom




Fundamental Of Design  
Thinking post Exam



Detailed Study  
of every topic



Mock Tests



Art, Design and  
Architecture  
Screenings



Study Trips

# Course Structure



**One Year Programme**

**Course Schedule:**

2 days in a week Offline Session in Studio.

Saturday, Sunday : 3:00 p.m. to 6:00 p.m.

**Follow-up Lecture**

Thursday 3:00pm to 6:00pm

**Theory Classes:**

Monday and Wednesday

9:00 p.m. to 10:00 p.m.(Online)



Unlimited Access to Online and Offline Live Classroom and Digital Course Material till the Course duration.



# Design Study



Atelier  
the art and design studio

- Detailed study of Elements of Design, Principles of Design and its application.
- Colour Theory, Its Application and Techniques.
- 2 D Design
- Graphic Design
- Introduction to Perspective
- 3 D Composition
- Rendering Techniques
- Creative 3d Composition
- Detailed study of Various Types of Perspective
- Introduction and detailed Study of Human Figures
- Creative application of Fundamentals in Design Aptitude Test
- Revision
- More than 30 Design Test Paper Solving



# Design Study

- Imagination and design exposure
- Creativity and color perception
- Sensitivity to color
- 3D form and Visualizing 3D objects
- Craft skills
- Visual perception
- Creative Thinking and Creative Writing Elements
- Principles of Design and its application Picture Analysis
- Designing products
- Evaluate imagination Memory drawing arrangement
- Abstract symbolism and visual designDesign,
- color concepts
- Optical illusion, doodling
- Symbols & pictograms
- Power of observation, innovation and design ability
- Usage of color and illustration
- Imagination and design exposure



# Design Study

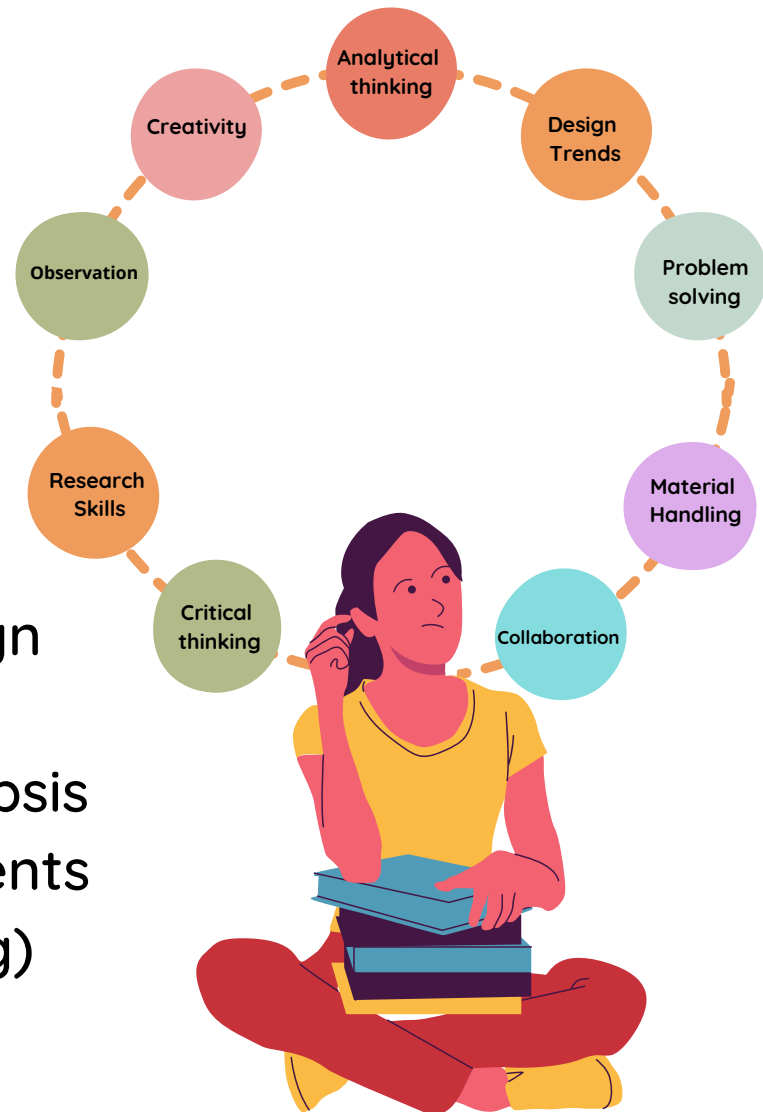
- Neatness of presentation
- Animation and Caricature
- Ability to create designs from inspiration
- Creativity & innovation
- Basics of communication design
- Lettering (Typography)
- Designing patterns & motifs
- Evaluation of visual design





# Unique Features of our Long Term Course

- 3 D Model Making
- Live Architectural Study
- Art and Architecture Appreciation
- Developing Core Design Thinking requires:
- Educational Study Trips
- Art, Architecture and Design Screenings
- Art and Design Book Synopsis Sessions (Helpful for Students to develop Design Thinking)
- Design Literacy



# General Aptitude

- GAT-General Ability Test
- Quantitative ability
- Communication Ability and English comprehension
- Analytical ability
- General knowledge and current affairs
- Logical ability
- Mock Test Series / Previous Years Papers / Tests: Mock Test Series, solving past years papers and Tests



# Course Structure



Course Module	Duration
Fundamental Design Course	100 hours
Fundamental Design Course 3 D Design and Material Handing	50 hours
Design Specialisation	100 hours
Test Series	50
GAT	50
Portfolio Development and Studio Test Preparation	100
<b>Total</b>	<b>450 hours</b>

# Learning Outcome



**Our Course is Divided in four parts:**

- **Fundamental Course and its Creative Application**
- **GAT**
- **DAT**
- **Portfolio Development, Studio Test and Interview Preparation**

**Our Entire course structure is focused on developing students drawing skills, observational, creative and analytical thinking, problem Solving that will not only help them to crack the examination with good marks but will also create a strong foundation for their Design journey.**

**After completing this Course students can confidently appear and qualify any Design College Exam .**

**Note: Quantitative, Verbal Aptitude and Reasoning Lectures are combination of Recorded and Live Sessions**



Honestly speaking I didn't expect much from Studio Atelier but here I was groomed and nurtured not only in my career path and also in my personal life. When I came to Mumbai I didn't have any knowledge about fashion even language was a barrier but Jinal mam didn't criticize me, she helped me to explore the new world. She also helped to relieve the anxiety that I used to get initially. She helped me explore various aspects of designing right from sourcing fabrics from various parts of Mumbai, designing, getting it stitched from a tailor, rediscovering luxury fashion, Street fashion, and the list is endless. One word to describe my journey at Studio Atelier is Trust. The transition of my overall personality, communication, design is incredible and beyond my expectations and still evolving. Proud to be a student of Studio Atelier.

**-Anto Rexcy,  
Fashion Design Student**



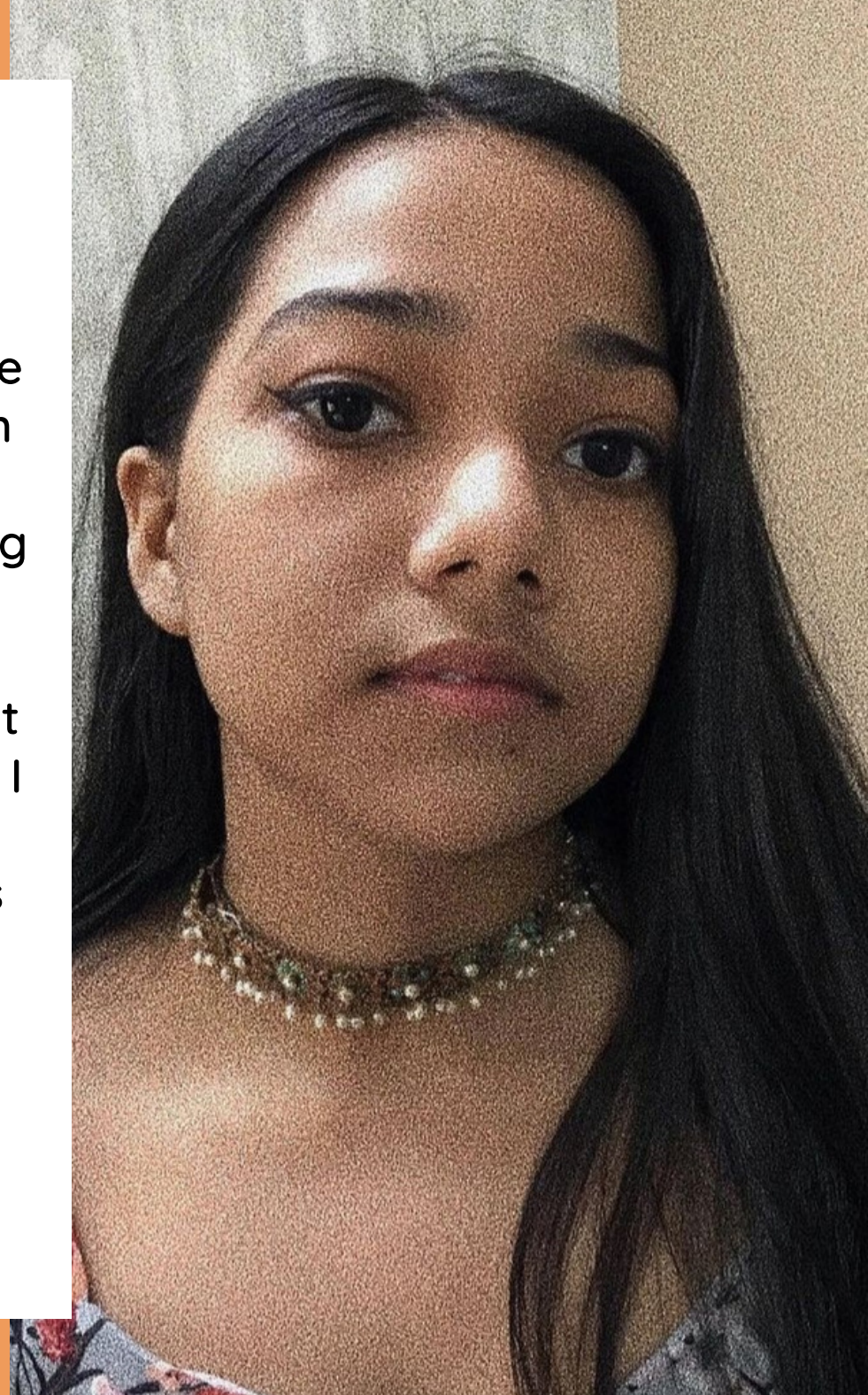




Studio Atelier is a great place to learn and develop. Ma'am is very inspirational and knowledgeable. The one thing I liked the most was I was allowed to work at my own pace. The learning is also not restricted to class time only, I was able to call even after class hours. It was an hands on experience for me.

-Ananya Gaglani,  
Graphic Design Student.  
ITM

---







I had joined Studio Atelier back in 2020 to pursue Graphic Designing and with studio atelier's guidance and support my skills have developed with confidence and clarity. Your expertise in teaching has helped me find my passion and has taken me onto the right path. I wanna thank Jinal ma'am for putting in endless efforts and being very interactive and just not sharing limited knowledge but all of it.

-Diya Dhoka,  
Student

---





Studio Atelier is best class I have ever been.

Jinal ma'am is an excellent teacher!

She provides a great mix of developing skills practically and also all 5 sense through learning assignments.

Studio Atelier has very safe, supportive learning environment. As a student, I feel motivated to learn and try out new competencies, with constant support and valuable feedback that helps you to evolve. Because of her I got confidence and made right decision regarding my career!

-Bhoomi Gangar,  
Graphic Design Student

---








I had been a part of studio atelier for a really long time and I learnt and grew a lot over that period. At atelier I got a lot more clarity about my career options. The journey was really fun and interesting.

-Nihar Bheda

---





All the credit goes to  
Ma'am  
who believed in me that I  
could easily crack the exam.

I personally haven't seen  
any teacher taking so much  
efforts for their student .

Thank you Ma'am for all the  
efforts you put behind me.

Smith Chheda,  
IES College of Architecture.

---





What is more happier  
than exploring your  
talents!!! Things i never  
thought i would be able  
to do, blended in me like  
salt in water. Had good  
experience 😊

-Aakash Dolas,  
Product Designer,  
MIT Institute

---





The best place to go!  
Join without hesitation.  
The teachers are  
amazing!

- Rashi Bhole,  
Sir J. J. School of  
Architecture.

---







Best faculty for  
foundation in design  
education...had a great  
experience!

-Eashwari Samant  
Animation Design  
Bachelor in Design at  
MITID Pune

---

